

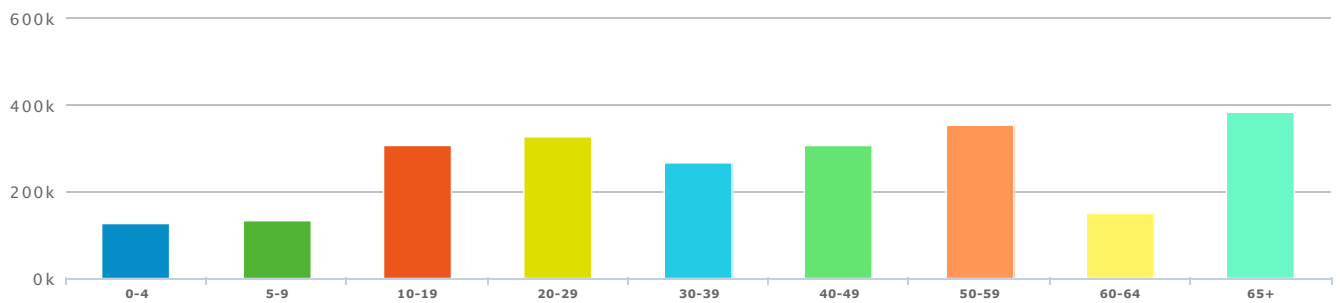
# 60 mile loop

Demographics Report (60 mile radius around Commerce Dr)

## Population (2014)

	TOTAL
Population (2014)	2,351,150

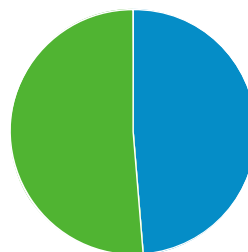
## Age Distribution (2014)



	TOTAL	%
0-4	127,624	5.43
5-9	132,181	5.62
10-19	307,977	13.1
20-29	325,965	13.86
30-39	266,356	11.33
40-49	305,917	13.01
50-59	351,747	14.96
60-64	149,922	6.38
65+	383,461	16.31

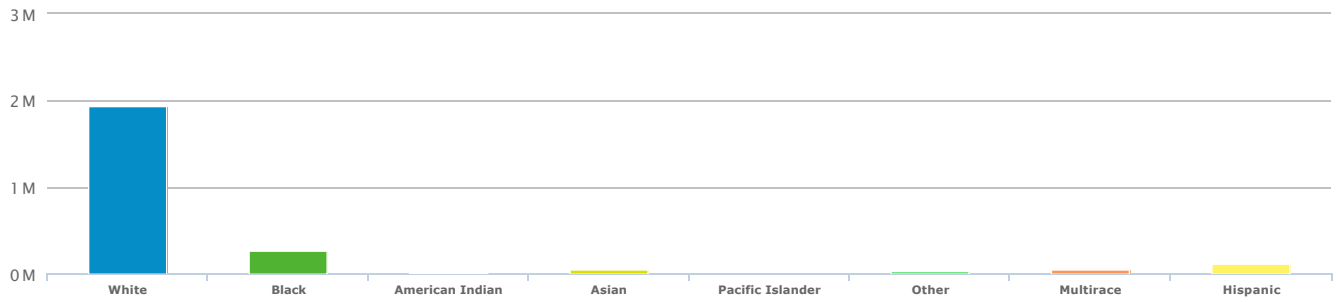
## Sex (2014)

■ Male  
■ Female



	TOTAL	%
Male	1,143,708	48.64
Female	1,207,442	51.36

## Race Distribution (2014)

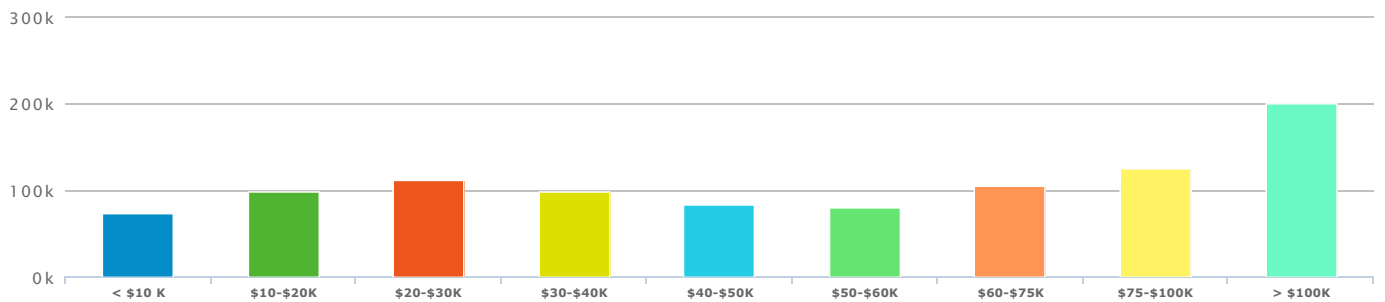


	TOTAL	%
<b>White</b>	<b>1,940,884</b>	<b>82.55</b>
<b>Black</b>	<b>261,117</b>	<b>11.11</b>
<b>American Indian</b>	<b>12,742</b>	<b>.54</b>
<b>Asian</b>	<b>52,471</b>	<b>2.23</b>
<b>Pacific Islander</b>	<b>601</b>	<b>.03</b>
<b>Other</b>	<b>36,862</b>	<b>1.57</b>
<b>Multirace</b>	<b>46,473</b>	<b>1.98</b>
<b>Hispanic</b>	<b>122,180</b>	<b>5.2</b>

## Total Households (2014)

	TOTAL	%
<b>Households</b>	<b>975,216</b>	
<b>Families</b>	<b>605,915</b>	<b>62.13</b>

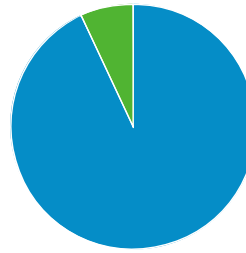
## Household Income Distribution (2014)



	TOTAL	%
<b>&lt; \$10 K</b>	<b>72,636</b>	<b>7.45</b>
<b>\$10-\$20K</b>	<b>97,788</b>	<b>10.03</b>
<b>\$20-\$30K</b>	<b>111,626</b>	<b>11.45</b>
<b>\$30-\$40K</b>	<b>98,604</b>	<b>10.11</b>
<b>\$40-\$50K</b>	<b>84,131</b>	<b>8.63</b>
<b>\$50-\$60K</b>	<b>79,548</b>	<b>8.16</b>
<b>\$60-\$75K</b>	<b>105,168</b>	<b>10.78</b>
<b>\$75-\$100K</b>	<b>125,424</b>	<b>12.86</b>
<b>&gt; \$100K</b>	<b>200,291</b>	<b>20.54</b>

## Labor Force Status (2014)

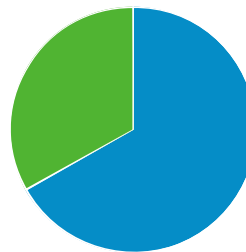
■ Employed  
■ Unemployed



	TOTAL	%
<b>Labor Force</b>	<b>1,160,402</b>	
<b>Employed</b>	<b>1,078,613</b>	<b>92.95</b>
<b>Unemployed</b>	<b>80,603</b>	<b>6.95</b>
<b>In Armed Forces</b>	<b>1,186</b>	
<b>Not In Labor Force</b>	<b>680,460</b>	

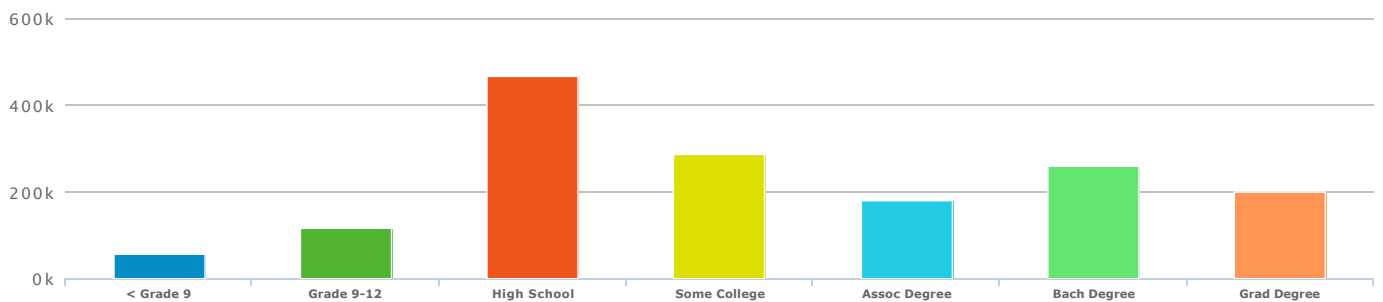
## Total Number of Housing (2014)

■ Owner-Occupied Dwellings  
■ Renter-Occupied Dwellings



	TOTAL	%
<b>Total Dwellings</b>	<b>1,055,667</b>	
<b>Owner-Occupied Dwellings</b>	<b>652,009</b>	<b>66.86</b>
<b>Renter-Occupied Dwellings</b>	<b>323,207</b>	<b>33.14</b>
<b>Housing Units Occupied</b>	<b>975,216</b>	<b>92.38</b>

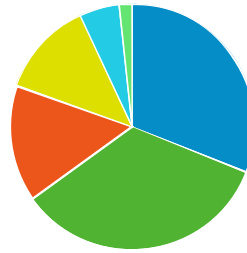
## Education Attainment (2014)



	TOTAL	%
<b>Population Age 25+</b>	<b>1,570,055</b>	
<b>&lt; Grade 9</b>	<b>55,264</b>	<b>3.52</b>
<b>Grade 9-12</b>	<b>118,012</b>	<b>7.52</b>
<b>High School</b>	<b>465,724</b>	<b>29.66</b>
<b>Some College</b>	<b>287,052</b>	<b>18.28</b>
<b>Assoc Degree</b>	<b>181,411</b>	<b>11.55</b>
<b>Bach Degree</b>	<b>261,639</b>	<b>16.66</b>
<b>Grad Degree</b>	<b>200,953</b>	<b>12.8</b>

## Size of Household (2014)

- 1 Person
- 2 Person
- 3 Person
- 4 Person
- 5 Person
- 6+ Person



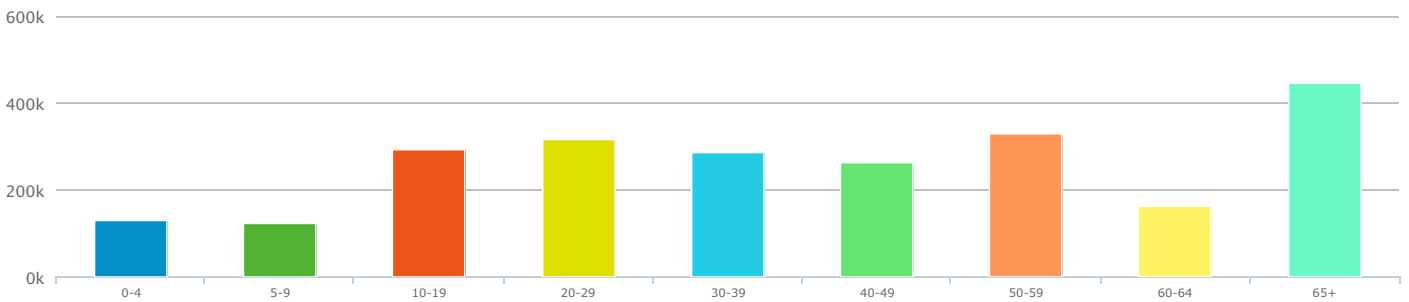
	TOTAL	%
1 Person	299,851	30.75
2 Person	328,136	33.65
3 Person	149,440	15.32
4 Person	120,628	12.37
5 Person	50,910	5.22
6+ Person	16,958	1.74

## Population (2019)

TOTAL  
2,353,527

### Population (2019)

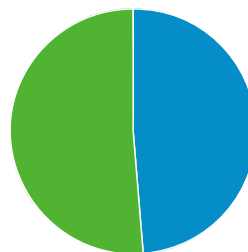
### Age Distribution (2019)



	TOTAL	%
0-4	129,912	5.52
5-9	124,949	5.31
10-19	291,716	12.39
20-29	317,421	13.49
30-39	286,779	12.19
40-49	264,505	11.24
50-59	329,021	13.98
60-64	163,735	6.96
65+	445,489	18.93

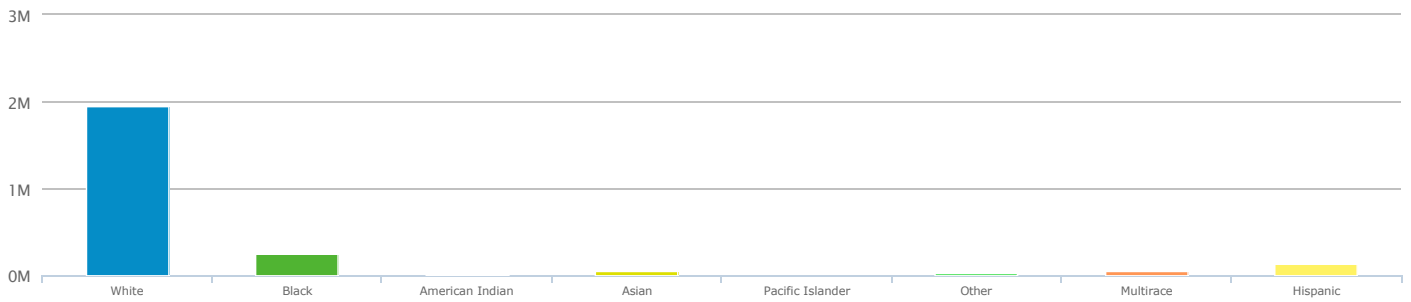
### Sex (2019)

- Male
- Female



	TOTAL	%
Male	1,144,777	48.64
Female	1,208,750	51.36

### Race Distribution (2019)

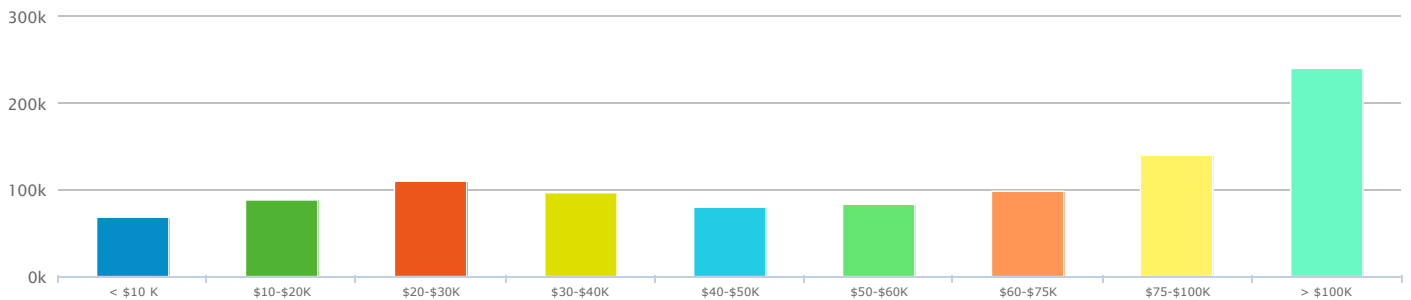


	TOTAL	%
White	1,950,425	82.87
Black	256,772	10.91
American Indian	12,701	.54
Asian	51,280	2.18
Pacific Islander	592	.03
Other	36,160	1.54
Multirace	45,597	1.94
Hispanic	131,780	5.6

### Total Households (2019)

	TOTAL	%
Households	1,003,091	
Families	624,278	62.24

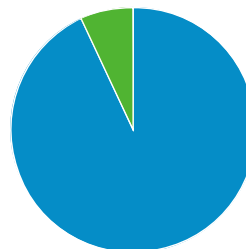
### Household Income Distribution (2019)



	TOTAL	%
< \$10 K	69,071	6.89
\$10-\$20K	87,959	8.77
\$20-\$30K	110,320	11
\$30-\$40K	95,990	9.57
\$40-\$50K	79,281	7.9
\$50-\$60K	84,038	8.38
\$60-\$75K	97,523	9.72
\$75-\$100K	139,525	13.91
> \$100K	239,384	23.86

### Labor Force Status (2019)

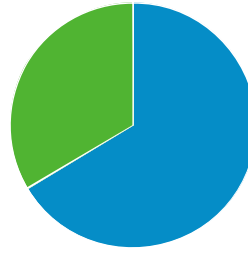
- Employed
- Unemployed



	TOTAL	%
Labor Force	1,172,667	
Employed	1,089,979	92.95
Unemployed	81,491	6.95
In Armed Forces	1,197	
Not In Labor Force	687,684	

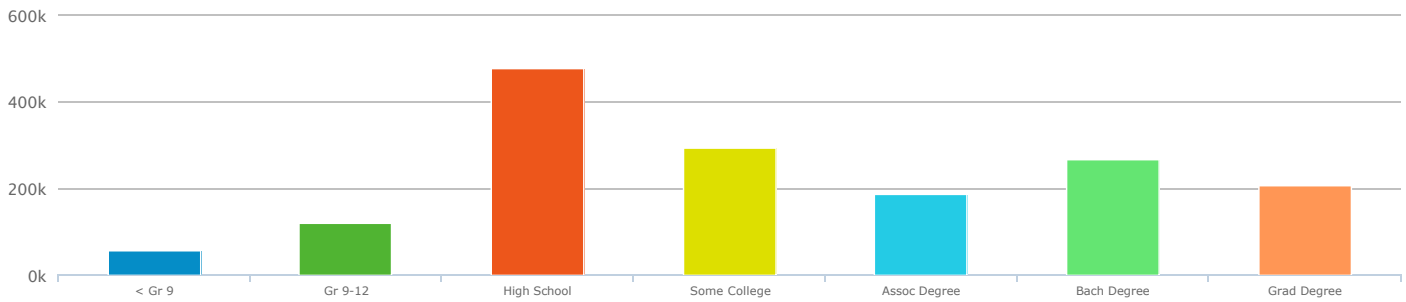
## Total Number of Housing (2019)

- Owner-Occupied Dwellings
- Renter-Occupied Dwellings



	TOTAL	%
Total Dwellings	1,085,575	
Owner-Occupied Dwellings	665,847	66.38
Renter-Occupied Dwellings	337,244	33.62
Housing Units Occupied	1,003,091	92.4

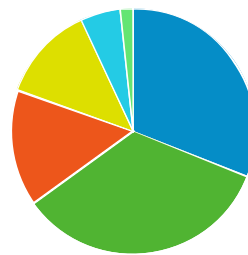
## Education Attainment (2019)



	TOTAL	%
Population Age 25+	1,603,204	
< Gr 9	56,415	3.52
Gr 9-12	120,489	7.52
High School	475,611	29.67
Some College	293,150	18.29
Assoc Degree	185,333	11.56
Bach Degree	267,059	16.66
Grad Degree	205,147	12.8

## Size of Household (2019)

- 1 Person
- 2 Person
- 3 Person
- 4 Person
- 5 Person
- 6+ Person



	TOTAL	%
1 Person	308,390	30.74
2 Person	337,525	33.65
3 Person	153,722	15.32
4 Person	124,098	12.37
5 Person	52,359	5.22
6+ Person	17,441	1.74

Source: Applied Geographic Solutions, 2014